

ECO Series Specification

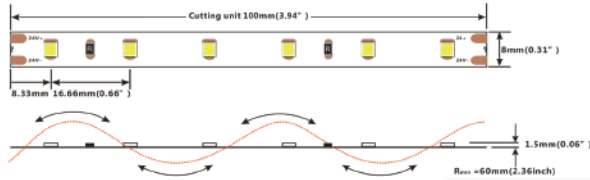
# DJ60

## 24V-8mm



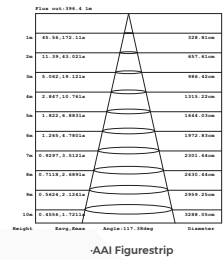
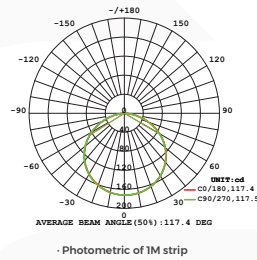
## 【General description】

- Reel without soldering joint, high cost effective
- UL/CE certificated
- 3 years warranty
- IP20/IP65 applied



## 【Dimension】

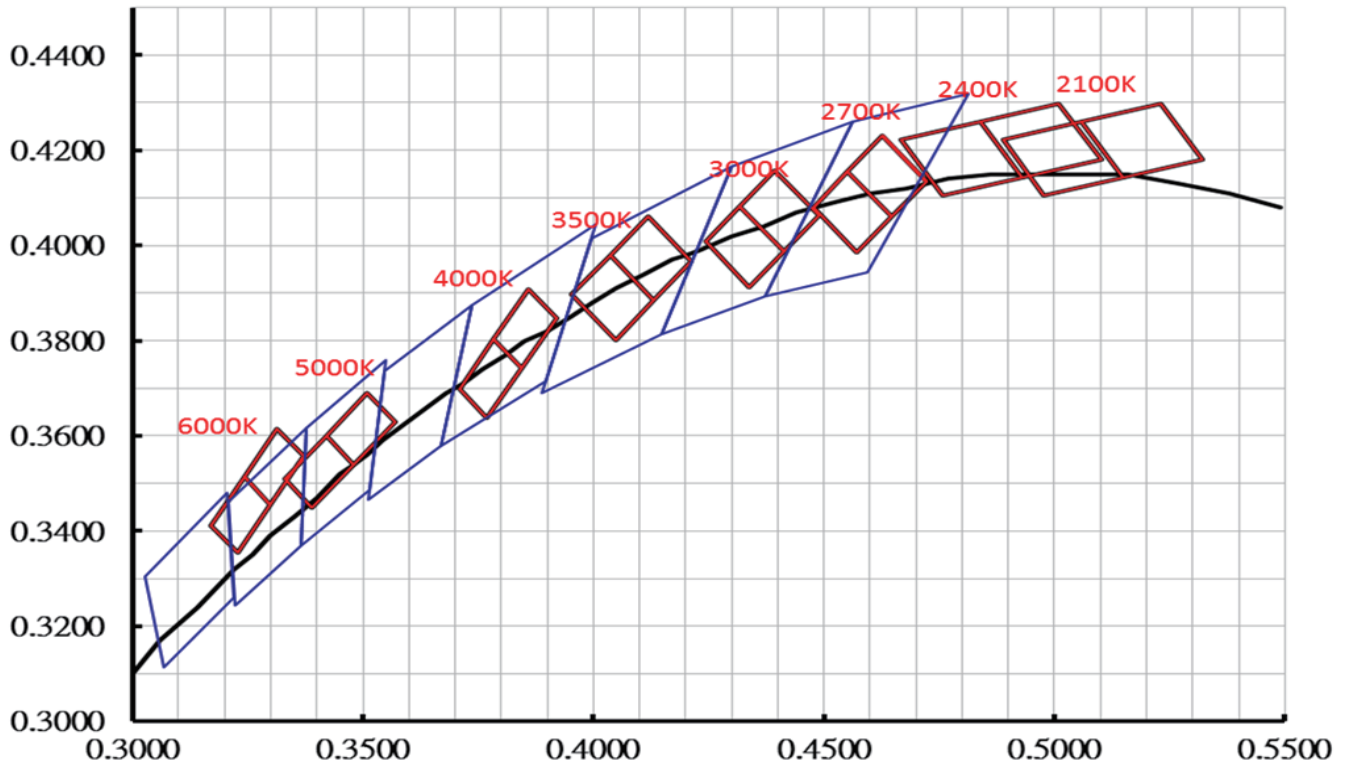
- |                                     |  |
|-------------------------------------|--|
| Input voltage: DC24V                | Max.length: 5000mm(16.4')              |
| CRI: 80/90                          | Cutting unit: 6leds/100mm(3.94")       |
| Max.power: 4.8W(1m)                 | LED pitch: 16.66mm(0.66")              |
| Power range: 4~4.8W(1m)             | Min. bend diameter: $\Phi$ 60mm(2.36") |
| Rated current: 0.18A(1m) /0.88A(5m) | Mounting: 3M tape                      |
| Typical Power: 4.4W(1m) /22.3W(5m)  | Copper foil: 2oz                       |
| tape IP: IP20/IP65                  |  |
| On-off times: 10000 (test times)    |  |
| Warranty: 3years                    |  |
| (Warranty is based on indoor use)   |  |



## 【Photo-electric Parameters】

CRI	Color	CCT	Lumen(lm/m)	Lumen(lm/ft)	lm/W	ErP 2019
Ra>80	SW	2700K	450	135	93	F
Ra>80	WW	3000K	480	145	100	F
Ra>80	PW	3500K	490	148	114	F
Ra>80	NW	4000K	520	155	112	F
Ra>80	W	6500K	500	150	104	F
Ra>90	SW	2700K	400	121	94	F
Ra>90	WW	3000K	415	126	98	F
Ra>90	PW	3500K	430	131	101	F
Ra>90	NW	4000K	420	128	99	F
Ra>90	W	6500K	430	131	101	F

- 1.The tolerance of output data can be vary up to 15%.
- 2.the output data tested according to IES TM-30-15.
- 3.the output data is based on IP20/Imertter, data of 5m in only for reference.
- 4.IP protection process leads changes to size, CCT and luminous flux.

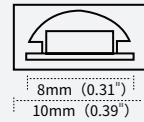
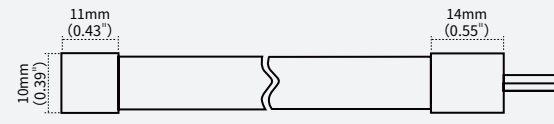


**【IP process information】**

ETS

IP65

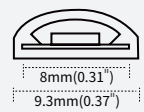
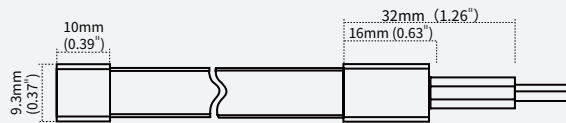
Gluing  
End Cap







EG

IP65












Gluing  
End Cap



## 【Electronic & output data】

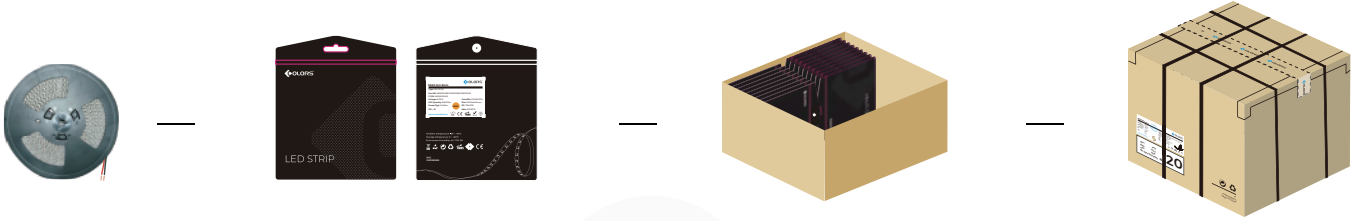
IP Process	Picture	Picture description	Size	optional CCT/color for finished product	lumen output rate
NO	 NO/IP20	No proof	8mm*1.5mm	2700K/3000K/4000K/6000K	100%
NA	 NANO/IP65	Nano-proof	8mm*1.6mm	2700K/3000K/4000K/6000K	98%
ETS	 ETS/IP65	Extrusion tube	10mm*4.8mm	2700K/3000K/4000K/6000K	88%
EG	 EG/IP65	Extrusion curved tube	9.3mm*3.8mm	2700K/3000K/4000K/6000K	88%

## 【Accessories Information】

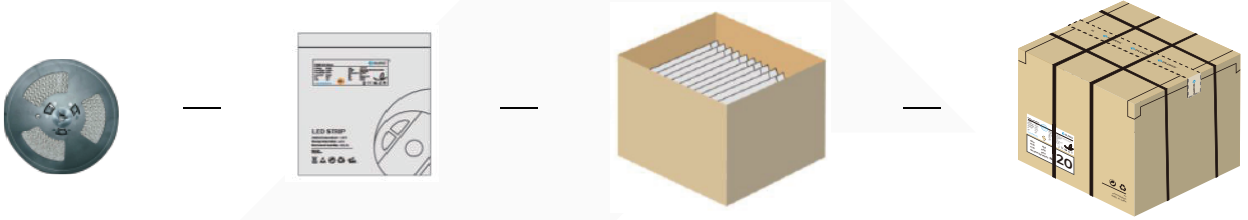
Name	Picture	Code	coding	description
Connector for FPC and FPC		81-01-000002-000034	CBB208-NOTA	8MM-2P solder-free connector (board-to board)\ suitable for bare board 8mm width strip light
Connector for wire and FPC		81-01-000002-000035	CXB208-NOTA	8MM-2P solderless connector(wire to board)\ Compatible with 20&22AWG wire\20#(6A);22#(4A)\ Applicable to bare board 8mm width lamp strip
Fixed Clip		94-02-00-0002	FSW08SA	Silicone clip, screw: PA 3*8mm, suitable for 8mm FPC,EF/ET strip
Gas phase rubber plug		94-02-00-0038	DT08EG-A	Translucent gas phase adhesive plug, suitable for 8mm wide silicone extrusion eg lamp with
Gas phase gel plugging		94-02-00-0039	DW08EG-A	Translucent gas phase adhesive plug, suitable for 8mm wide silicone extrusion eg lamp with end plug
Silicone end cap set		94-03-00-0069	TW08ETS-A	Suitable for 8mm board width, ETS series silicone extrusion light strip
Mounting groove		94-02-00-0024	CVT08EA-12100100	Transparent PVC mounting groove,suitable for 8mm FPC,silicone extruded EF/ET strip
Stopper glue		94-16-03010001	AS-PG-0003	Silicone gel,suitable for ET/EF/EG waterproof LED strip
ET solderless plug		94-03-00-0027	PT208-ETWA	Monochromatic light strip, 8mm board width, ETS protection technology
ET press-fit terminals		94-03-00-0028	CBX208-ETWA020	Monochromatic light strip, 8mm board width, ETS protection technology
ET press-fit terminal kit		94-03-00-0029	STBX208-ETWA020	Monochromatic light strip, 8mm board width, ETS protection technology

## 【Packing】

Colors brand package



General customized package



IP Process	Product size(mm)	Product quantity (m/reel)	Product quantity (m/case)	Product net weight(kg)	Net weight per box(kg)	Gross weight(kg)	Package size (mm)
NO	5000*8*1.5	5	300	0.105	6.3	7.3	410*410*260
NA	5000*8*1.6	5	300	0.11	6.6	7.6	410*410*260
ETS	5000*10*4.8	5	200	0.414	16.56	19	410*410*260
EG	5000*9.3*3.8	5	200	0.414	16.56	19	410*410*260

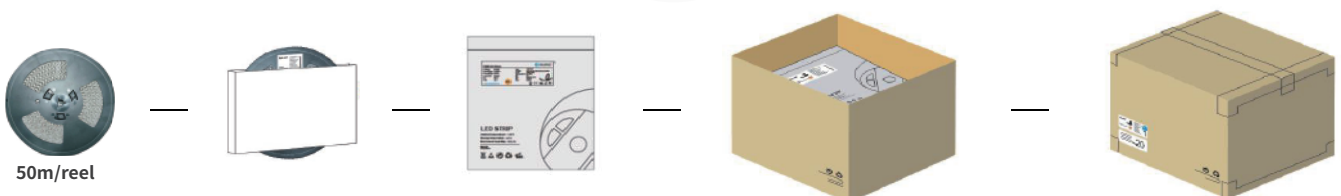
Remark: data with 10% tolerance

### · Engineering packaging of ETS(IP65)

(free-soldering end caps with 40 cover per box could be ordered separately if needed)



### · Engineering packaging of NO(IP20)/NA(IP65).



IP Process	Product size(mm)	Product quantity (m/reel)	Product quantity (m/case)	Product net weight(kg)	Net weight per box(kg)	Gross weight(kg)	Package size (mm)
NO	50000*8*1.5	50	650	0.87	11.4	12.3	410*410*260
NA	50000*8*1.6	50	650	0.92	12.1	13	410*410*260
ETS	50000*10*4.8	50	100	4	8	8.5	255*255*260
EG	50000*9.3*3.8	50	100	4	8	8.5	255*255*260

Remark:data with 10% tolerance

### **【Precautions】**

- Please drive the led strip with 24VDC isolated power, and the ripple of the constant voltage source should be less than 5%.
- Please do not bend the strip into an arc with a diameter less than 60mm to ensure the longevity and reliability.
- Do not fold it in case any damage of LED beads.
- Do not pull the power wire hard to ensure the longevity. Any Crash may damage the LED light is prohibited.
- Please make sure the wire is connected to the anode and cathode correctly. The power output should be consistent with the voltage of the strip to avoid damage.
- LED lights should be stored in dry, sealed environment. Please only unpack it before usage. Ambient temperature: -25 C~40 C.Storage temperature: 0 C~60 C.Please use the strips without waterproof within indoor environment with humidity less than 70%.
- Please be careful during operation. Do not touch the AC power supply in case of electric shock.
- Please leave at least 20% power for the power supply during using to ensure there is enough power supply to drive the product.
- Do not use any acid or alkaline adhesives to fix the product (e.g.: glass cement).
- Do not scratch the product when IP processof the product is NA. Ultraviolet rays will damage the nano-layers on the product and seriously affect the life of the product.