

ECO Series Specification



DRF 10

24V-8mm



【General description】

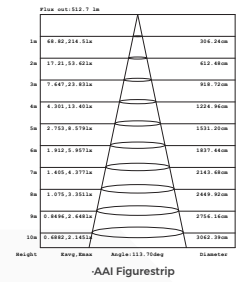
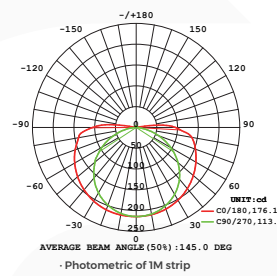
- Reel to reel process, no soldering joint.
- Light line and dot-free with big emitting angle
- 4 optional 2700K/3000K/4000K/6500K.
- suit for furniture lighting and decorative lighting application.



【Dimension】

Input voltage: DC24V
 CRI: >90
 Max.power: 10.5W(1m)
 Power range: 8.6 ~ 10.5W(1m)
 Rated current: 0.4A(1m) 1.75A(5m)
 Typical Power: 9.6W(1m) 42W(5m)
 tape IP: IP20/IP65
 On-off times: 10000 (test times)
 Warranty: 3years (Warranty is based on indoor use)

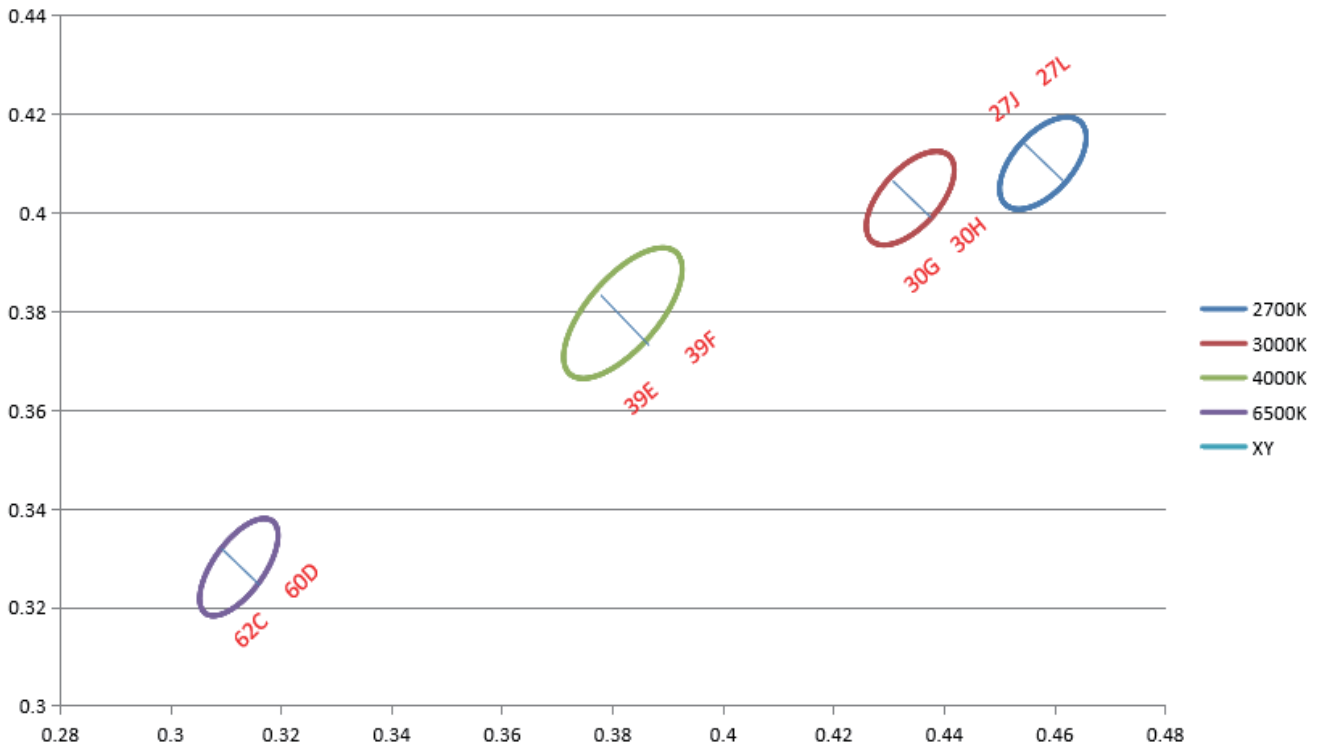
Max.length: 5000mm(16.4')
 Cutting unit: 50mm(1.97")
 LED pitch: /
 Min. bend diameter: Φ 60mm(2.36")
 Mounting: 3M tape
 Copper foil: 2oz



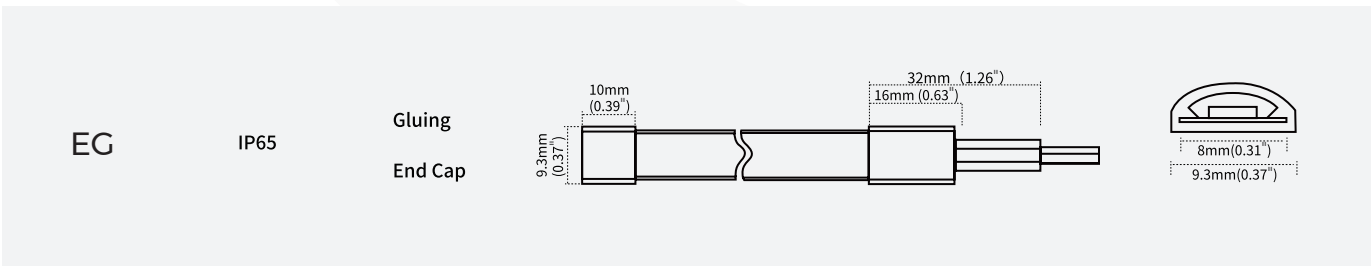
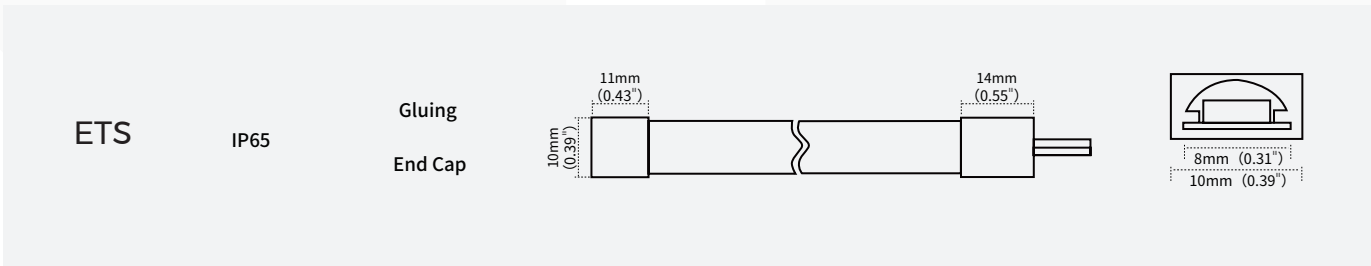
【Photo-electric Parameters】

CRI	Color	CCT	Lumen(lm/m)	Lumen(lm/ft)	lm/W	ErP 2019
Ra>90	SW	2700K	800	244	83	G
Ra>90	WW	3000K	800	244	83	G
Ra>90	NW	4000K	910	277	95	F
Ra>90	W	6500K	1000	305	104	F





- 1.The tolerance of output data can be vary up to 15%.
- 2.the output data tested according to IES TM-30-15.
- 3.the output data is based on IP20/1mterter, data of 5m in only for reference.
- 4.IP protection process leads changes to size, CCT and luminous flux.













[IP process information]



【Electronic & output data】

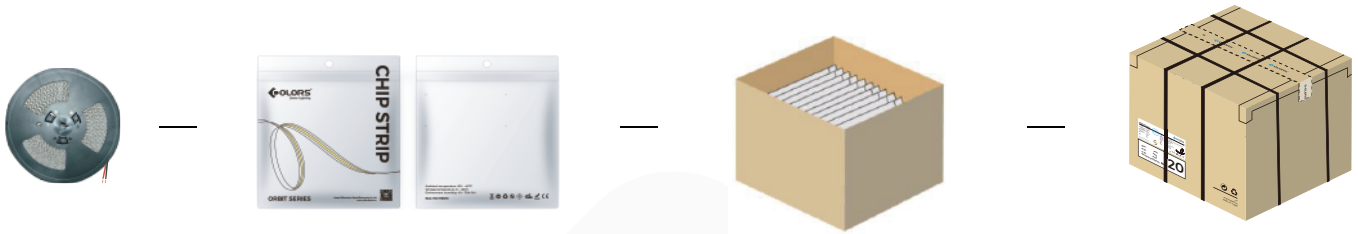
IP Process	Picture	Picture description	Size	optional CCT/color for finished product	lumen output rate
NO		No proof	8mm*1.6mm	2700K/3000K/4000K/6500K	100%
NA		Nano-proof	8mm*1.7 mm	2700K/3000K/4000K/6500K	98%
ETS		Extrusion tube	10mm*4.8mm	2700K/3000K/4000K/6500K	88%
EG		Extrusion curved tube	9.3mm*3.8mm	2700K/3000K/4000K/6500K	88%

【Accessories Information】

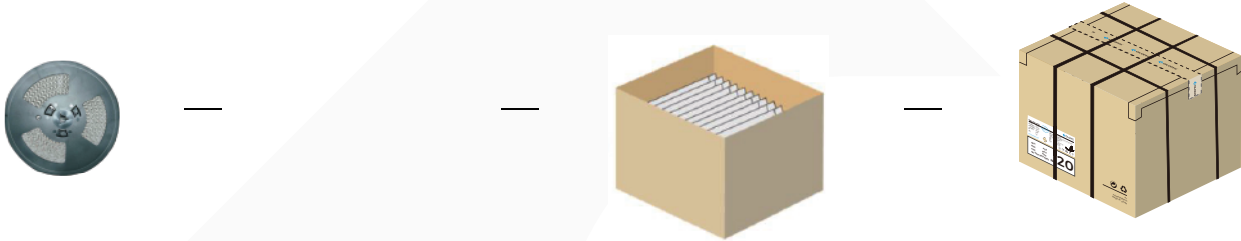
Name	Picture	Code	coding	description
Connector for FPC and FPC		81-01-000002-000034	CBB208-NOTA	8MM-2P solder-free connector (board-to board)\ suitable for bare board 8mm width strip light
Connector for wire and FPC		81-01-000002-000035	CXB208-NOTA	8MM-2P solderless connector(wire to board)\ Compatible with 20&22AWG wire\20#(6A);22#(4A)\ Applicable to bare board 8mm width lamp strip
L-connector for FPC and FPC		81-01-000002-000052	CBBL208-NOTA	8MM-2P solderless (L) connectors (board-to board)\ for bare board 8mm width light strip
Fixed Clip		94-02-00-0002	FSW08SA	Silicone clip, screw: PA 3*8mm, suitable for 8mm FPC,EF/ET strip
Gas phase rubber plug		94-02-00-0038	DT08EG-A	Translucent gas phase adhesive plug, suitable for 8mm wide silicone extrusion eg lamp with
Gas phase gel plugging		94-02-00-0039	DW08EG-A	Translucent gas phase adhesive plug, suitable for 8mm wide silicone extrusion eg lamp with end plug
Silicone Plug Kit		94-02-00-0044	DT08EA-A	Silicone plug kit, suitable for 8mm board width, ET/EF series silicone extrusion light strip
Silicone stopper kit		94-02-00-0045	DW08EA-A	Silicone tail plug kit, suitable for 8mm board width, ET/EF series silicone extrusion light strip
Mounting groove		94-02-00-0024	CVT08EA-12100100	Transparent PVC mounting groove,suitable for 8mm FPC,silicone extruded EF/ET strip
Stopper glue		94-16-03010001	AS-PG-0003	Silicone gel,suitable for ET/EF/EG waterproof LED strip

【Packing】

Colors brand package



General customized package



IP Process	Product size(mm)	Product quantity (m/reel)	Product quantity (m/case)	Product net weight(kg)	Net weight per box(kg)	Gross weight(kg)	Package size (cm)
NO	5000*8*1.6	5	350/325	0.12	8.4/7.8	9.48/8.88	36.5*36.5*19
NA	5000*8*1.7	5	350/325	0.13	9.1/8.45	10.27/9.62	36.5*36.5*19
ETS	5000*10*4.8	5	200	0.38	15.2	16.34	41*41*26
EG	5000*9.3*3.8	5	200	0.17	6.8	7.94	41*41*26

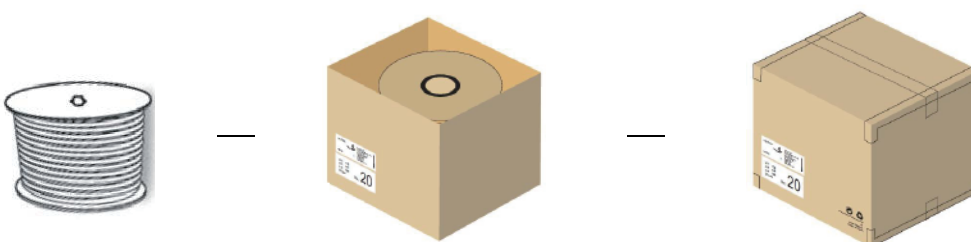
Remark: data with 10% tolerance, there are two weight data in the above table, the former is brand packaging information, and the latter is non brand packaging information.

· Engineering packaging of NO(IP20)/(IP65).



· Engineering packaging of EG(IP65)/ETS(IP65)

(free-soldering end caps with 40 cover per box could be ordered separately if needed)



IP Process	Product size(mm)	Product quantity (m/reel)	Product quantity (m/case)	Product net weight(kg)	Net weight per box(kg)	Gross weight(kg)	Package size (cm)
NO	50000*8*1.6	50	650	1	13	14.9	41*41*26
NA	50000*8*1.7	50	650	1.1	13.1	15	41*41*26
ETS	50000*10*4.8	50	100	4.3	8.6	9.74	25.5 *25.5*26
EG	50000*9.3*3.8	50	100	1.7	3.4	4.54	25.5 *25.5*26

Remark: data with 10% tolerance

【Precautions】

- Please drive the led strip with 24VDC isolated power, and the ripple of the constant voltage source should be less than 5%.
- DO NOT twist the strip, especially the emitting point, in case damage of LED chip.
- ATTENTION, there are 2 soldering parts per reel (5m/reel) at most when mass production, just for few reels.
- Please do not bend the strip into an arc with a diameter less than 30mm to ensure the longevity and reliability.
- Do not fold it in case any damage of LED chip.
- Do not pull the power wire hard to ensure the longevity. Any Crash may damage the LED light is prohibited.
- Please make sure the wire is connected to the anode and cathode correctly. The power output should be consistent with the voltage of the strip to avoid damage.
- LED lights should be stored in dry, sealed environment. Please only unpack it before usage. Ambient temperature: -25℃~40℃. Storage temperature: 0℃~60℃. Please use the strips without waterproof within indoor environment with humidity less than 70%.
- Please be careful during operation. Do not touch the AC power supply in case of electric shock.
- Please leave at least 20% power for the power supply during using to ensure there is enough power supply to drive the product.
- Do not use any acid or alkaline adhesives to fix the product (e.g.: glass cement).
- Do not scratch the product when IP process of the product is NA. Ultraviolet rays will damage the nano-layers on the product and seriously affect the life of the product.