
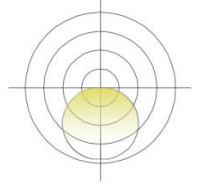


# GLS-L

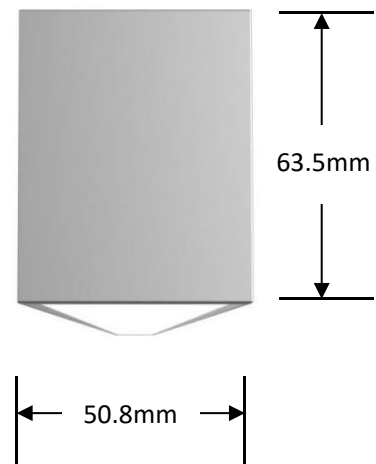


# L02FD

L02FD, the latest general lighting product designed by COLORS, adopts modernism design style, simple and stylish, with stable quality and high luminous efficiency, exquisite & durable and good heat dissipation.



- AL6063-T5 aluminum profile with high-quality surface treatment;
- Three optional colors of black, white and silver;
- Osram LED, LM80 certified light source, life >50000H;
- Built-in efficient and safe flicker-free dimming power supply;
- Multiple light distributions, select freely, flexible application.



### Optical & electronic data:

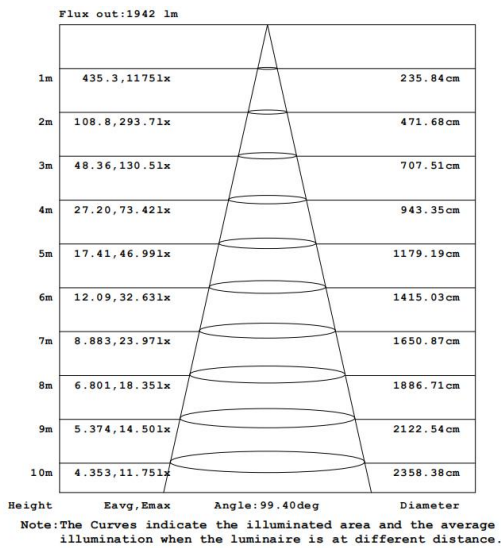
Model	Size	CCT	Flux (lm)	CRI	Beam angle	Input voltage	Dimming	PF	Power (w)	Efficiency (lm/w)
GLS-L02FDXSS1200-T26XX8B-DC	1152mm	3000K	2850LM	>80	105°	200~240VAC 50/60Hz	0-10V	>0.9	28W	103
		4000K	3000LM							108
GLS-L02FDXSS1800-T38XX8B-DC	1727mm	3000K	3990LM	>80	105°	200~240VAC 50/60Hz	0-10V	>0.9	38W	103
		4000K	4200LM							108
GLS-L02FDXSS2500-T56XX8B-DC	2507mm	3000K	5700LM	>80	105°	200~240VAC 50/60Hz	0-10V	>0.9	56W	103
		4000K	6000LM							108

**Remark:**

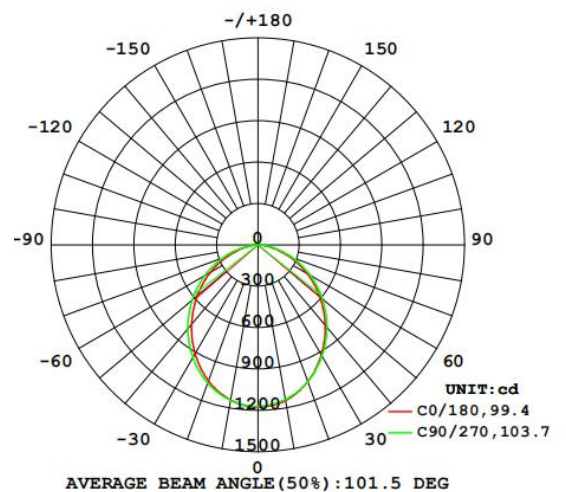
- 1、 the output data is based on the testing result of 1.2m luminaires
- 2、 the tolerance of output data can be vary up to 10%;
- 3、 the output data is typical value;

### 1.2m luminaire with diffuser (GLS-L02FD)

AAI Figure



Luminous intensity distribution diagram



## Packing:

### ◆ The whole package

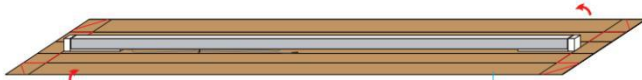
1. Tightly wrap and fix the magnetic endcaps and profiles with winding film (in order to prevent the plastic endcaps move and damaged by extrusion of profile), then put PE tube on the product.



2. The back of the product is placed on a 15 mm thick EPE FOAM, and with 22 mm thick EPE FOAMs at both ends, then stick EPE FOAM on the side, bundled with wrapping film;



3. Put the back of the product facing down on the W9K paper envelope with 3 mm thickness, and fold the paper envelope to wrap the product.



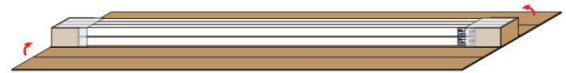
4. After the product is wrapped, the edge is sealed with adhesive paper and the product information labels are affixed.



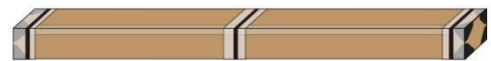
5. Put the white boxes packed with products in bundles according to the standard quantity and requirement. Add K = K paper sheath at both ends, then bundle them with wrapping film at both ends.



6. Pack the bundled products on K = K cardboard after indentation cutting.



7. Sealing box with plastic corner guard, wrapping with film, then wrapping with packaging tape.




8. Labeling (COLORS Label, Quantity, Net Weight, Gross Weight Labels, Box Seal)










Model	Type	Demension (individual package)	Pcs /bundle	NW (Kg)	GW (Kg)	Demension (whole package)	CBM (m <sup>3</sup> )
GLS-L02FDXSS1200-T26 XX8B-DC	Individual Packing	1212*93*62mm	6	12.6	15.6	1232*215*210mm	0.06
GLS-L02FDXSS1800-T38 XX8B-DC		1812*93*62mm	6	18.9	23.4	1832*215*210mm	0.08
GLS-L02FDXSS2500-T56 XX8B-DC		2612*93*62mm	6	26.3	32.5	2632*215*210mm	0.12

### ◆ Description about label information

<p><b>GLS-LS70</b></p> <hr/> <p><b>Luminous flux:</b> 1900LM  <b>Power(Typ):</b> 18W  <b>CCT:</b> 6000K  <b>CRI:</b> &gt;80  <b>Input voltage:</b> 100-277VAC  <b>Frequency:</b> 50/60Hz</p> <hr/> <p><a href="http://www.colorsled.com">www.colorsled.com</a></p>	 <hr/> <p><b>Type:</b> Luminaire  <b>Part NO:</b> GLS-LS70DAHES-18W8N-LC  <b>SO:</b> YO17050147  <b>NO:</b> ZWL170510-0380  <b>Color:</b> Silver  <b>Power factor:</b> &gt;0.95  <b>Cover type:</b> UGR filter diffuser  <b>Size:</b> 73x80x1210mm  <b>Date:</b> 20181220</p> <hr/> <p>Terminal block not included.          Installation must be performed by a qualified person.</p>
--	---



**Accessory List:**

Accessory (can be sold separately)						
Standard product	Item	Pendant accessories (with pendant box)	Pendant accessories (withou pendant box)	Ceiling assembly	Hoisting clip	Embedded buckle
	PIC					
	Amount	2PCS	2PCS	2PCS	2PCS	2PCS
Options		PY-SSA2/PY-SSA4	PN-SA2/PN-SA4	CL-13	CP-25	RE-11
Accessory (can be sold separately)						
Whole lamp splicing accessories	Item	L02/LH02 Splicing fittings (with Pendant )		L02/LH02 Splicing fittings (Internal splicing)		
	PIC					
	Amount	2PCS Pendant / 1PCS Splicing support		1PCS Splicing support		
Options		EX-19-S		EX-32-S		

**Ordering code:**

Category	Installation	Section Size	Diffuser Shape	Diffuser Nature	Carrier Style	Profile Color	End Cap Style	Length	-Light Source Type	Type Power of Luminaire	CCT	CRI	Power Type	Package	Label Type
General Lighting System	Pendant	2.0inch	Flat	Diffuser	NO	Silver	Standard End Cap	1200mm	-Constant Current Rigid	26W	3000K	CRI >80	0-10V	Individual Packing	COLORS
GLS*	-L	02	F	D	X	S	S	1200	-T	26	WW	8	B	-D	C
						White		1800mm		38W	4000K				Customized
GLS(U)**						W		1800		38	NW				S
						Black		2500mm		56W					
						B		2500		56					
GLS	-L	02	F	D	X	S	S	1200	-T	26	WW	8	B	-D	C

**Remark:**

\*: Standard version

\*\* : UL version



## Attentions:

- ◆ Please install the product in the right environment as much as possible;
- ◆ Please be careful during operation. Do not touch the AC power supply in case of electric shock;
- ◆ Check the current through the circuit, such as the surge occurs when press the switch does not exceed the maximum rated current, please insert the appropriate protection circuit;
- ◆ This product is sensitive to static electricity, and please special attention. In particular, it will damage the product when the static electricity is more than absolute maximum rated current and voltage, please make a countermeasures to avoid the damage of the static electricity and surge when using the product.

