

# Profile MICRO-NK

Ref. A01587

Ref. arch C1587



- Invisible groove edge
- Minimum height
- Small bending radius

## APPLICATION

- furniture and decorative lighting

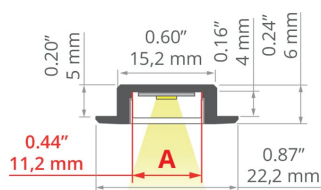
## MOUNTING

- recessed, with mounting adhesive or double-sided adhesive tape

## ADDITIONAL INFORMATION

- standard lengths of KLUŚ profiles and covers: 1000 mm (tolerance  $\pm 1.5$  mm) and 2005 mm / 3010 mm (tolerance + 5 mm); for selected covers: 6050 mm, 10050 mm (tolerance + 5 mm)
- when choosing a different length of profiles / covers than available in the standard, you should additionally choose the cutting service at KLUŚ

## TECHNICAL DRAWING



## TECHNICAL SPECIFICATIONS

Material	aluminum
Possible fixture IP	20, 67
Possible fixture shapes	linear
Profile cross-section	rectangular
Width	22.2 mm
Height	6 mm
LED gluing width A	11.2 mm
Number of LED strips A (8 mm wide)	1
Possibility of obtaining a line of light	yes
Possibility of bending	yes
Minimum external radius	150 mm
Minimum internal radius	150 mm
Building type	Residential, Retail, HoReCa object, Entertainment/ Arts office, kitchen, bathroom, furniture, advertising / POS
Facility zone	
The cover is cut to the length of the profile	yes
Wire out end cap	yes

Color	Length	Ref
■ silver anodized	1000 mm	A01587A_1 C1587ANODA_1
	2005 mm	A01587A_2 C1587ANODA_2
	3010 mm	A01587A_3 C1587ANODA_3
■ black anodized	1000 mm	A01587A07_1 C1587K7_1
	2005 mm	A01587A07_2 C1587K7_2
	3010 mm	A01587A07_3 C1587K7_3
□ white lacquered	1000 mm	A01587L100D_1 C1587L90100D_1
	2005 mm	A01587L100D_2 C1587L90100D_2
	3010 mm	A01587L100D_3 C1587L90100D_3

# Profile MICRO-NK



Ref. A01587

Ref. arch C1587

Wire out back of extrusion

yes

## SAMPLE PROJECTS



## RELATED ACCESSORIES > RELATED COVERS





NAME	MATERIAL	MATERIAL TRANSMITTANCE	COLOR	REF.
LIGER		PC	70 % <input type="checkbox"/> frosted	B17037M 17037
			32 % <input checked="" type="checkbox"/> black	B17037C 17040
KA-COM		PVC	70 % <input type="checkbox"/> frosted	B17179M 17179
			93 % <input checked="" type="checkbox"/> clear	B17179T 17180
HS		PC	73 % <input type="checkbox"/> frosted	B17208M 1369
			94 % <input checked="" type="checkbox"/> clear	B17208T 1370
KA-PRO		PC	67 % <input type="checkbox"/> frosted	B17064M 17064
			94 % <input checked="" type="checkbox"/> clear	B17064T 17065
KA		PC	63 % <input type="checkbox"/> frosted	B17035M 17035
			91 % <input checked="" type="checkbox"/> clear	B17035T 17036

# Profile MICRO-NK


Ref. A01587

Ref. arch C1587

## RELATED ACCESSORIES > RELATED END CAPS

NAME	MATERIAL	COLOR	REF.
MICRO-NK		ABS	gray C24346C02 24346
			black C24346C07 24362
			white C24346C10 24408
			silver C24346L01 24450
MICRO-NK-OTW		ABS	gray C24346C02TW 24347
			white C24346C10TW 24409
			black C24346C07TW 24363
			metalized C24346L01TW 24451
MICRO-LNK		ABS	gray C24427C02 24427
			white C24427C10 24442
			silver C24427L10 24445
			black C24427C07 24431
MICRO-LNK-OTW		ABS	gray C24427C02TW 24429
			white C24427C10TW 24443
			silver C24427L10TW 24446
			black C24427C07TW 24433

## RELATED ACCESSORIES > RELATED LED




**K-1210-12V**  
K-1210-12  
Ref. arch K-1210-12V



**K-1275-12V**  
K-1275-12  
Ref. arch K-1275-12V



**WP-K-1220-12V**  
KWP-1220-12  
Ref. arch WP-K-1220-12V



**WP-K-1275-12V**  
KWP-1275-12  
Ref. arch WP-K-1275-12V




**WP-K-1220-IP65-12V**  
\_błąd  
Ref. arch WP-K-1220-IP65-12V

# Profile MICRO-NK

Ref. A01587

Ref. arch C1587



## K-1275-RGB-12V

K-RGB-1275-12

Ref. arch K-1275-RGB-12V

### RELATED ACCESSORIES > RELATED LED > CRI 95+



## WP-K-CR-1210-24V

KWP-CR-1210-24

Ref. arch WP-K-CR-1210-24V



## WP-K-CR-1220-24V

KWP-CR-1220-24


Ref. arch WP-K-CR-1220-24V



## WP-K-CR-1275-24V

KWP-CR-1275-24

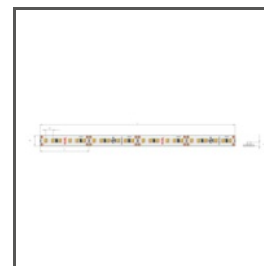
Ref. arch WP-K-CR-1275-24V



## K-CR-1210-24V

K-CR-1210-24

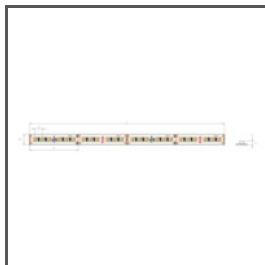
Ref. arch K-CR-1210-24V



## K-CR-1220-24V

K-CR-1220-24


Ref. arch K-CR-1220-24V



## K-CR-1275-24V

K-CR-1275-24


Ref. arch K-CR-1275-24V



## K-CR-1820-HD-24V

K-CRHD-1820-24

Ref. arch K-CR-1820-HD-24V

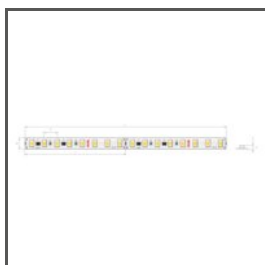


## K-CR-1910-HD-24V

K-CRHD-1910-24

Ref. arch K-CR-1910-HD-24V


### RELATED ACCESSORIES > RELATED LED > HIGH EFFICACY



## K-HE-0480-HD-24V

K-HEHD-0480-24


Ref. arch K-HE-0480-HD-24V



## K-HE-0960-HD-24V

K-HEHD-0960-24

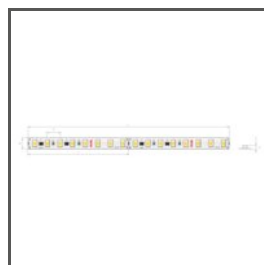
Ref. arch K-HE-0960-HD-24V



## K-HE-1440-HD-24V

K-HEHD-1440-24

Ref. arch K-HE-1440-HD-24V



## K-HE-1920-HD-24V

K-HEHD-1920-24

Ref. arch K-HE-1920-HD-24V

### RELATED ACCESSORIES > RELATED LED > RGB / RGB-W / RGB-CTT

# Profile MICRO-NK

Ref. A01587

Ref. arch C1587



**K-1530-RGB+W-24V**

K-RGBW-1530-24


Ref. arch K-1530-RGB+W-24V



**K-1920-120-RGB-24V**

K-RGB-1920-120-24

Ref. arch K-1920-120-RGB-24V



**WP-K-1920-120-RGB-24V**

KWP-1920-120-RGB-24

Ref. arch WP-K-1920-120-RGB-24V

## RELATED ACCESSORIES > RELATED LED > WHITE MONO



**WP-K-1640-HD-IP65-24V**

KWP-GHD-1640-24

Ref. arch WP-K-1640-HD-IP65-24V



**WP-K-1910-HD-IP65-24V**

KWP-GHD-1910-24

Ref. arch WP-K-1910HDIP6524V



**WP-K-1220-IP65-24V**

KWP-1220-IP65-24

Ref. arch WP-K-1220-IP65-24V

## RELATED ACCESSORIES > OTHER RELATED ACCESSORIES > OTHER



GLAND

**6x1,2**

C24517C07

Ref. arch 00802