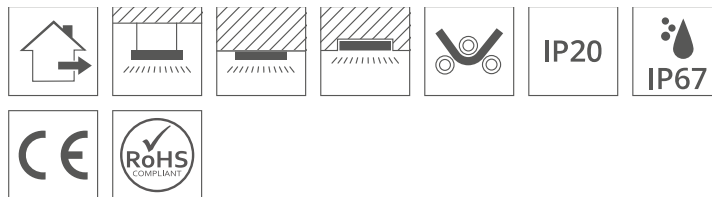


Profile PDS-4-PLUS

Ref. A01263

Ref. arch C1263



- Possibility of installing sealed 8K series LED strips
- Wide range of accessories
- Small bending radius
- Continuous lighting angle adjustment

APPLICATION

- main, functional, furniture and decorative lighting

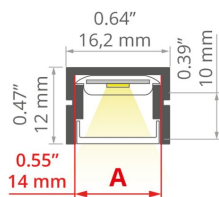
MOUNTING

- to the surface, suspended or recessed, using dedicated accessories, properly selected screws, with double-sided adhesive tape or mounting adhesive
 - easy assembly and disassembly by snapping in and out

ADDITIONAL INFORMATION

- cover length equal to the profile length only with the use of a dedicated PDS-4-PLUS end cap
 - standard lengths of KLUŚ profiles and covers: 1000 mm (tolerance ± 1.5 mm) and 2005 mm / 3010 mm (tolerance + 5 mm); for selected covers: 6050 mm, 10050 mm (tolerance + 5 mm)
 - when choosing a different length of profiles / covers than available in the standard, you should additionally choose the cutting service at KLUŚ

TECHNICAL DRAWING



TECHNICAL SPECIFICATIONS

Material	aluminum
Possible fixture IP	20, 67
Possible fixture shapes	rectangular
Profile cross-section	rectangular
Width	16.2 mm
Height	12 mm
LED gluing width A	14 mm
Number of LED strips A (8 mm wide)	1
Lighting angle adjustment up to	360
Possibility of obtaining a line of light	yes
Possibility of bending	yes
Minimum external radius	200 mm
Minimum internal radius	180 mm
Building type	Commercial, Retail, Outdoor, Residential, Entertainment/ Arts, HoReCa object

Color	Length	Ref
■ silver anodized	1000 mm	A01263A_1 C1263ANODA_1
	2005 mm	A01263A_2 C1263ANODA_2
	3010 mm	A01263A_3 C1263ANODA_3
■ silver non anodized	1000 mm	A01263N_1 C1263NA_1
	2005 mm	A01263N_2 C1263NA_2
	3010 mm	A01263N_3 C1263NA_3
□ white lacquered	1000 mm	A01263L10OD_1 C1263L9010OD_1
	2005 mm	A01263L10OD_2 C1263L9010OD_2
	3010 mm	A01263L10OD_3 C1263L9010OD_3
	1000 mm	A01263A07_1 C1263K7_1

Profile PDS-4-PLUS


Ref. A01263

Ref. arch C1263

Facility zone	urban architecture, kitchen, bathroom, fascade lighting, wall lighting, shop windows and exhibition, niche/cove, office, furniture, stairs and handrails, advertising / POS
The cover is cut to the length of the profile	yes
Wire out end cap	yes
Wire out back of extrusion	yes

Color	Length	Ref
■ black anodized	2005 mm	A01263A07_2 C1263K7_2
	3010 mm	A01263A07_3 C1263K7_3
■ black lacquered	1000 mm	A01263L07OD_1 C1263L9005OD_1
	2005 mm	A01263L07OD_2 C1263L9005OD_2
	3010 mm	A01263L07OD_3 C1263L9005OD_3

SAMPLE PROJECTS



RELATED ACCESSORIES > RELATED COVERS







NAME	MATERIAL	MATERIAL TRANSMITTANCE	COLOR	REF.
LIGER	PC	70 %	□ frosted	B17037M 17037
		32 %	■ black	B17037C 17040
KA	PC	63 %	□ frosted	B17035M 17035
		91 %	▨ clear	B17035T 17036
KA-PRO	PC	67 %	□ frosted	B17064M 17064
		94 %	▨ clear	B17064T 17065
KA-COM	PVC	70 %	□ frosted	B17121M 17121
		93 %	▨ clear	B17122T 17122
HS	PC	73 %	□ frosted	B17208M 1369
		94 %	▨ clear	B17208T 1370

Profile PDS-4-PLUS

Ref. A01263

Ref. arch C1263


RELATED ACCESSORIES > RELATED END CAPS

NAME	MATERIAL	COLOR	REF.
PDS-4-ALU		gray	C28257C02 1407
		white	C20122C10 2002
		silver	C20122L01 24061
PDS-4-ALU-OTW		black	C20122C07 24066
		gray	C20122C02TW 1057
		black	C20122C07TW 24081
PDS-4-ALU-MW		white	C21002C10TW 21002
		gray	C20103C02 00026
PDS-4-ALU-OTW-MW		white	C22002C10 22002
		gray	C20103C02TW 00027
		black	C20103C07TW 24162
PDS-4-PLUS-OTW		gray	C24337C02TW 24341
		black	C24337C07TW 24345
		white	C24337C10TW 24425
PDS-4-PLUS		gray	C24337C02 24337
		black	C24337C07 24344
		silver	C24337L01 24423
		white	C24337C10 24424

RELATED ACCESSORIES > RELATED LED



8K-WP-K-1210-12V
8K-WP-K-1210-12V



8K-WP-K-1220-12V
_biał
Ref. arch 8K-WP-K-1220-12V



8K-WP-K-1275-12V
_biał
Ref. arch 8K-WP-K-1275-12V

RELATED ACCESSORIES > RELATED LED > RGB / RGB-W / RGB-CTT



8K-WP-K-1920-120-RGB-24V
KWP-8KHDRGB-1920-24
Ref. arch 8KWPK1920120RGB24V

RELATED ACCESSORIES > RELATED LED > WHITE MONO



K-0530-HD-24V
K-HD-0530-24
Ref. arch K-0530-HD-24V

RELATED ACCESSORIES > OTHER RELATED ACCESSORIES > CONDUCTIVE FASTENERS AND HEADS FOR PROFILES

Profile PDS-4-PLUS

Ref. A01263

Ref. arch C1263



HEAD
ZO
C28115N00
Ref. arch 42217



FASTENER
PUSZ-PRET-MR
C28166N00, C28166L10,
C28166L07
Ref. arch 42281, 42281L9010,
42281L9005




FASTENER
PUSZ-LIN-MR
C28163N00, C28163L10,
C28163L07
Ref. arch 42278, 42278L9010,
42278L9005



FASTENER
FI-8-LIN-MR
C28172N00, C28172L10,
C28172L07
Ref. arch 42287, 42287L9010,
42287L9005

RELATED ACCESSORIES > OTHER RELATED ACCESSORIES > CONNECTORS



CONNECTOR
PD-MICRO
C42150N00
Ref. arch 42150

RELATED ACCESSORIES > OTHER RELATED ACCESSORIES > FASTENERS AND HEADS FOR PROFILES



HEAD
BZP
C28113N00
Ref. arch 42213



HEAD
ST
C28114N00
Ref. arch 42216

RELATED ACCESSORIES > OTHER RELATED ACCESSORIES > MOUNTING BRACKETS

Profile PDS-4-PLUS

Ref. A01263

Ref. arch C1263



MOUNTING BRACKET

PDS-STN

C24190N00

Ref. arch 24190



MOUNTING BRACKET

REG-PD-UV

C28055C02

Ref. arch 24270



MOUNTING BRACKET

PL-PDM

C24041 C02

Ref. arch 24041



MOUNTING BRACKET

PDS-STN-90G

C24370N00, C24370L07,
C24370L10

Ref. arch 24370, 24370RAL9005,
24370RAL9010



MOUNTING BRACKET

PDS-STN-90D

C24367N00, C24367L07,
C24367L10

Ref. arch 24367, 24367RAL9005,
24367RAL9010



MOUNTING BRACKET

PDS-STN-ALFA

C28060N00

Ref. arch 24426



NEW

MOUNTING BRACKET

PDS-STN-45D

C24456N00

Ref. arch 24456



NEW

MOUNTING BRACKET

PDS-STN-60D

C24457N00

Ref. arch 24457

RELATED ACCESSORIES > OTHER RELATED ACCESSORIES > OTHER



GLAND

6x1,2

C24517C07

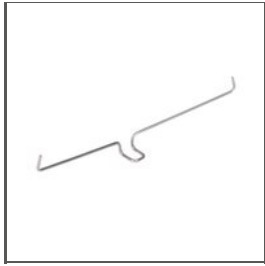
Ref. arch 00802

RELATED ACCESSORIES > OTHER RELATED ACCESSORIES > SURFACE SPRINGS

Profile PDS-4-PLUS

Ref. A01263

Ref. arch C1263



SPRING

PDS

C24501N00

Ref. arch 00800

RELATED ACCESSORIES > OTHER RELATED ACCESSORIES > SUSPENSION AND MOUNTING SETS



ARM

K5G-AB

C28270N00

Ref. arch 42051



FASTENER SET

RG-1

C28230P00, C28230P01,
C28230L10, C28230L07

Ref. arch 42647Nl, 42647GSS,
42647L9010, 42647L9005

RELATED ACCESSORIES > OTHER RELATED ACCESSORIES > TECHNICAL AND PROTECTIVE INSERTS



BASE

MW 11x5

C24511A

Ref. arch 00035



BASE

MW 11x5 LED

00036